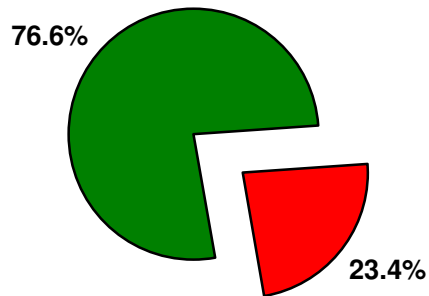




MIDWEST FOOD PROCESSING INDUSTRY STATISTICS BY STATE

WISCONSIN

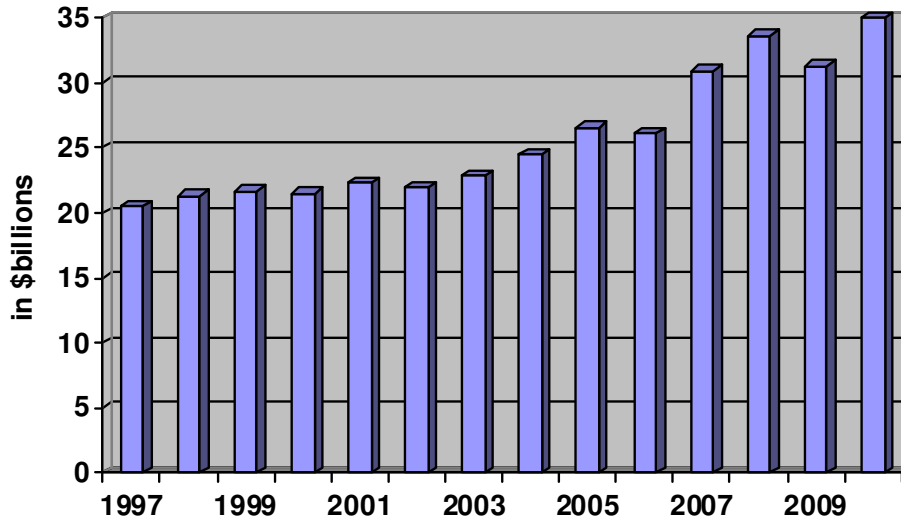
Wisconsin Food Processing Share in Wisconsin Manufacturing, 2010



■ Manufacturing ■ Food Processing

The *2010 Annual Survey of Manufacturers* indicates the food processing subsector accounted for 23.4 percent of the total value of shipments by Wisconsin manufacturers in 2010.

Value of Wisconsin Manufactured Food Shipments, 1997-2010



Source: U.S. Bureau of Census, Census of Manufacturers, Geographic Series 2002, 2007; Annual Survey of Manufacturers 2001 and Earlier Years; Annual Survey of Manufacturers 2003, 2004, 2006, 2008, 2009 and 2010

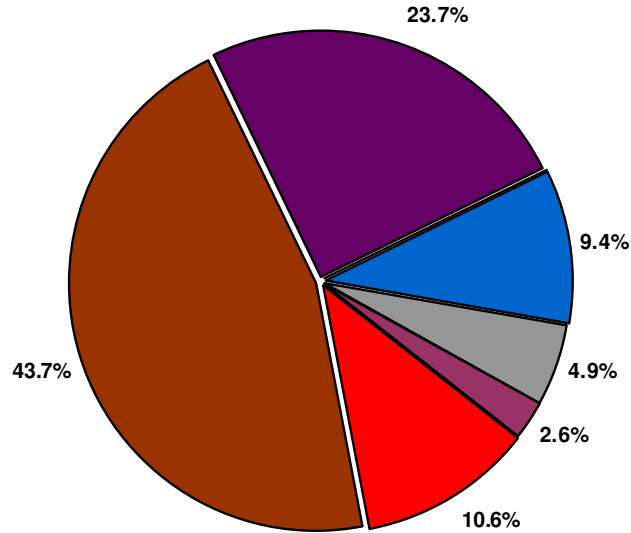
Wisconsin food processors reported \$35 billion* in food shipments in 2010. Since 1997, the value of food manufacturing shipments has increased 71.7 percent.

The stability of the Wisconsin food manufacturing market is evidenced in the relative growth trend in the value of shipments – even during the economically difficult periods. The increases in the value of shipments are a sign that Wisconsin’s food manufacturing sector remains very competitive.

* All dollar values presented are expressed in current dollars; i.e., 2010 data are expressed in 2010 dollars. Consequently, when making comparisons with prior years, users of the data should consider the changes in prices that may have occurred.

Source: U.S. Census Bureau, Annual Survey of Manufacturers, 2010

**Value of Shipments by Industry Subgroup,
Wisconsin Food Manufacturing (NAICS 311), 2010**



Animal Food	Sugar & confectionary	Fruit & Vegetable	Dairy product mfg
Meat products	Bakeries & Tortillas*	Other food	

Total Industry 2010 Shipments = \$34,980,975

The largest food processing sector in Wisconsin, as measured by shipments, is dairy product processing. In 2010, dairy manufacturing reported \$15.3 billion in industry shipments (43.7 percent of food manufacturing shipments).

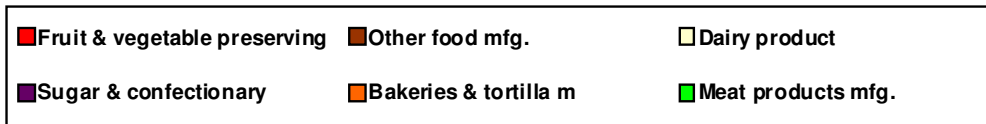
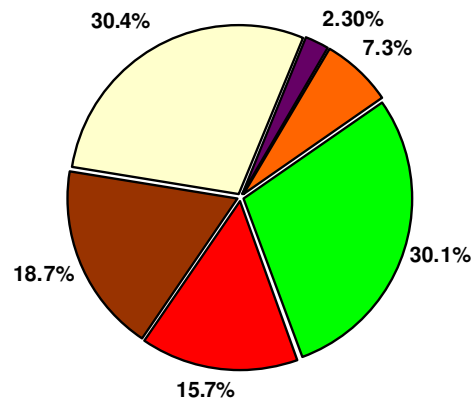
* The U.S. Bureau of Census did not provide information relative to the Grain & Oilseed Milling subgroup as part of the 2010 Annual Survey of Manufacturers. It also withheld information relative to the Bakeries & Tortillas manufacturing subgroup to avoid disclosing data for individual companies; however data are included in higher level totals.

Wisconsin Food Manufacturing Industry (NAICS 311)
Value of Shipments by Industry Subgroup, 2002, 2007 and 2010
(\$1,000)

NAICS	Industry Subgroup	2002	2007	2010	% Change 2002-2010	% of Total 2010
311	Food Manufacturing	22,124,212	31,075,766	34,980,975	58.1	100
3111	Animal & Food Mfg.	1,023,559	1,493,362	1,711,213	67.2	9.4
3112	Grain & Oilseed Milling	502,375	NA	N/A		
3113	Sugar & Confectionery Product Mfg.	663,338	740,475	894,649	34.9	2.6
3114	Fruit & Vegetable Preserving & Specialty Food Mfg.	2,650,906	3,013,245	3,705,717	39.8	10.6
3115	Dairy Product Mfg.	9,756,682	14,438,621	15,273,001	56.5	43.7
3116	Meat Product Mfg.	4,890,386	7,076,431	8,286,446	69.4	23.7
3118	Bakeries & Tortilla Mfg.	632,212	799,083	N/A		
3119	Other Food Mfg.	1,967,997	2,960,926	3,274,249	66.4	9.4

The fastest growing industry group between 2002 and 2010 was meat product manufacturing for which industry shipments grew 69.4 percent. The second fastest growing industry group was animal food manufacturing growing by 67.2 percent during the same period. This was followed by other food manufacturing at 66.4 percent and dairy product manufacturing at 56.5 percent.

Wisconsin Food Processing Industry Employment By Industry Subgroup, 2010



Dairy product manufacturing employs the largest number of workers accounting for 30.4 percent of all food manufacturing employment in Wisconsin. This sector is followed closely by meat product manufacturing with 30.1 percent followed by other food manufacturing (comprising establishments primarily engaged in manufacturing food including industries with different productive processes, such as snack food manufacturing; coffee and tea manufacturing; concentrate, syrup, condiment, and spice manufacturing; and, in general, an entire range of other miscellaneous food product manufacturing) with 18.7 percent of all food manufacturing employment

In 2010, food manufacturing establishments in Wisconsin employed more than 62,000 people representing 15 percent of the state's manufacturing employment and provided over \$2.5 billion in annual payroll.